

























**TABELA KURSÓW WALUT GŁÓWNYCH**

| Kraj        | Waluta  | Dewizy |          | Środek |
|-------------|---|--------|----------|--------|
|             |   | kupno  | sprzedaz |        |
| Australia   | 1 AUD          | 3.0907 | 3.2819   | 3.1863 |
| Czechy      | 1 CZK          | 0.1868 | 0.1983   | 0.1925 |
| Dania       | 1 DKK          | 0.6221 | 0.6605   | 0.6413 |
| <b>Euro</b> | <b>1 Euro</b>  | 4.6285 | 4.9148   | 4.7717 |
| Japonia     | 100 JPY        | 3.3415 | 3.5482   | 3.4448 |
| Kanada      | 1 CAD          | 3.4876 | 3.7034   | 3.5955 |
| Norwegia    | 1 NOK          | 0.4493 | 0.4770   | 0.4631 |
| <b>USA</b>  | <b>1 USD</b>   | 4.5409 | 4.8217   | 4.6813 |
| Szwajcaria  | 1 CHF          | 4.6826 | 4.9722   | 4.8274 |
| Szwecja     | 1 SEK          | 0.4318 | 0.4585   | 0.4452 |
| Węgry       | 100 HUF        | 1.1356 | 1.2058   | 1.1707 |
| W.Brytania  | 1 GBP          | 5.4281 | 5.7639   | 5.5960 |

**TABELA KURSÓW WALUT EGZOTYCZNYCH**

| Kraj        | Waluta  | Dewizy |          | Środek |
|-------------|---|--------|----------|--------|
|             |   | kupno  | sprzedaz |        |
| CHINY       | 1 CNY    | 0.6769 | 0.7188   | 0.6978 |
| Hong Kong*  | 1 HKD    | 0.5786 | 0.6144   | 0.5965 |
| Bułgaria    | 1 BGN  | 2.3677 | 2.5129   | 2.4403 |
| Izrael      | 1 ILS  | 1.3017 | 1.3817   | 1.3417 |
| Meksyk*     | 1 MXN  | 0.2203 | 0.2339   | 0.2271 |
| N Zelandia* | 1 NZD  | 2.8026 | 2.9765   | 2.8895 |
| RPA*        | 1 ZAR  | 0.2707 | 0.2874   | 0.2790 |
| Rumunia*    | 1 RON  | 0.9365 | 0.9939   | 0.9652 |
| Singapur*   | 1 SGD  | 3.2382 | 3.4384   | 3.3383 |
| Tajlandia*  | 1 THB  | 0.1256 | 0.1332   | 0.1294 |
| Turcja*     | 1 TRY  | 0.2625 | 0.2783   | 0.2704 |
| Chorwacja   | 1 HRK  | 0.6160 | 0.6536   | 0.6348 |

SPOT : 2022-07-11

**TABELA KURSÓW CROSSOWYCH**

| Para          | Dewizy  |          | Środek  |
|---------------|---------|----------|---------|
|               | Kupno   | Sprzedaz |         |
| <b>EURUSD</b> | 0.9887  | 1.0499   | 1.0193  |
| <b>EURGBP</b> | 0.8271  | 0.8783   | 0.8527  |
| <b>EURCHF</b> | 0.9588  | 1.0181   | 0.9884  |
| <b>EURHUF</b> | 395.04  | 420.17   | 407.61  |
| <b>EURJPY</b> | 134.35  | 142.66   | 138.51  |
| <b>EURRON</b> | 4.7942  | 5.0935   | 4.9438  |
| <b>EURSEK</b> | 10.3962 | 11.0415  | 10.7188 |
| <b>EURCAD</b> | 1.2872  | 1.3670   | 1.3271  |
| <b>EURCZK</b> | 24.0356 | 25.5316  | 24.7836 |
| <b>EURCNH</b> | 6.6325  | 7.0436   | 6.8380  |
| <b>GBPUSD</b> | 1.1595  | 1.2313   | 1.1954  |
| <b>USDCHF</b> | 0.9406  | 0.9989   | 0.9697  |
| <b>GBPCHF</b> | 1.1244  | 1.1941   | 1.1592  |